

19 Bluebell Close - £200,000

Thetford Norfolk IP24 2DG

**chilterns**

Estate & Letting Agents



*"Consistently providing outstanding service to our clients"*

# £200,000

## The Property

Nestled in the pleasant cul-de-sac of Bluebell Close, this delightful two bedroom mid terraced house is situated within the highly sought after Cloverfields development in Thetford. This property offers a perfect blend of comfort and convenience, making it an ideal choice for first time or investment buyers, or those simply looking to downsize.

This property benefits from a fully enclosed rear garden, providing a private outdoor space for gardening, play, or simply enjoying the fresh air. Additionally, there is driveway parking providing off road parking with a single garage, ensuring ample storage and convenience.

The location is particularly advantageous, with easy access to the A11, making commuting a breeze. Furthermore, the nearby Tesco superstore offers a range of shopping options just a short distance away. Thetford town centre is just a short stroll away.

Don't miss the chance to make this property your new home!

## AGENTS NOTE

Please be aware that images of the property may have been digitally enhanced, edited, or staged using artificial intelligence, and may not reflect the current presentation or furnishings.

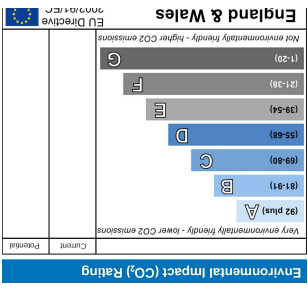
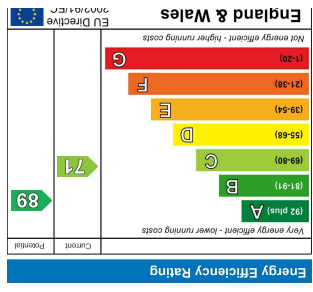
## Features

- PLEASANT CUL-DE-SAC POSITION
- POPULAR CLOVERFIELDS DEVELOPMENT
- IDEAL FIRST PURCHASE OR INVESTMENT
- CONSERVATORY ADDITION
- FITTED WARDROBES IN BEDROOM ONE
- GAS CENTRAL HEATING
- DOUBLE GLAZING
- ENCLOSED REAR GARDEN
- SINGLE GARAGE
- DRIVEWAY PARKING



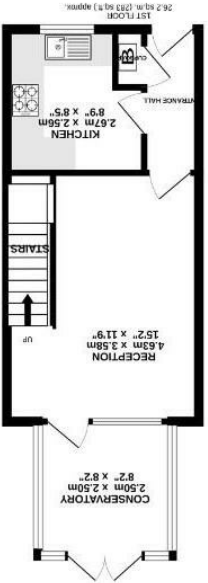
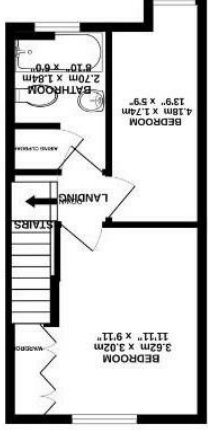


These sales particulars have been produced as a general guide only and we would draw to your attention that we have not carried out a detailed Survey of the property nor have we tested services, appliances or specific fittings. Whilst measurements and statements given within the details are provided in good faith, their accuracy should not be relied upon. If there are any points about which you may be uncertain or would like further clarification, we would suggest that you telephone this office and speak to our staff who will endeavour to assist you.



Whilst every attempt has been made to ensure the accuracy of the figures contained here, measurements of doors, windows, rooms and any other items are approximate and no responsibility is taken for any error, omission or mis-statement. This plan is for illustrative purposes only and should be used as such by any prospective purchaser. The services, systems and appliances shown have not been tested and no guarantee as to their operating condition can be given.

TOTAL FLOOR AREA : 58.6 sq.m. (631 sq.ft.) approx.



GROUND FLOOR

1ST FLOOR